MUNICIPAL COMMITTEE, HAFIZABAD

1. City Profile

City	Hafizabad
District	Hafizabad
Division	Gujranwala
Population 2017	269,424 ***Notified on 05, Nov 2019***
Estimated Population 2023	326,420
Growth Rate	3.25
Household Size	6.55 persons
Major Industrial Activity	Rice Mills, Flour Mills, Rice Sheller's, Power Looms



2. HR Profile

Administrator *(in place of Chairman)*	Mr. Imtiaz Ali Baig *posted on Feb 08, 2023*
Chief Officer	Mr. Qazi Abid Qayyum *posted on Sep 06, 2022*
MO – I&S	Mr. Muhammad Ameen *posted on March 11, 2023*
MO – F	Mr. Muhammad Akram *posted on Mar 20, 2023*
MO – R	Ms. Farwa Yousuf *posted on Nov 18, 2022*
MO – P	Mr. Muhammad Nadeem *posted on June 12, 2023*

Vacancy Analysis-Section Wise (as per SOE)

Section	Sanctioned	Filled	Vacant
Chairman / Administrator	2	2	0
Vice Chairman	2	1	1
Chief Officer	10	7	3
Municipal officer (R)	7	7	0
Municipal officer (I&S)	304	247	57
Municipal officer (P)	5	1	04
Municipal Officer (F)	24	19	05
Total	**354**	**284**	**70**

3. Key Results Achieved

a. E-Governance Initiatives at MCs

GIS Based Maps

Updated GIS-based maps developed for each MC

- Base map
- Water Supply Network
- Sewerage Network
- Road Hierarchy
- Solid Waste Management
- Streetlight

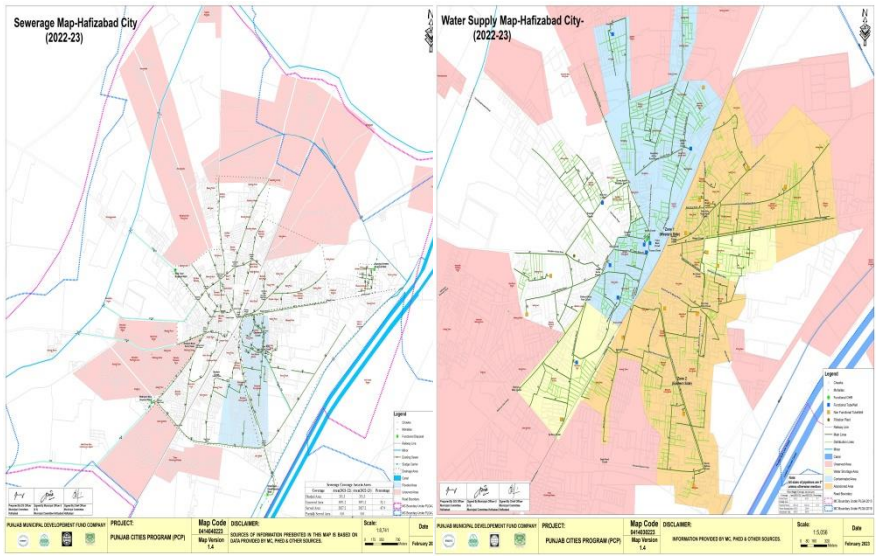

Performance Management System (PMS)

Water Supply & Sewerage		Solid Waste &Streetlight	
Average hours of water supplied to households (HH) per day	**3.61**	Solid waste generated per day	**130 Ton**
No. of HHs connected with Water Supply	**3736**	Solid waste lifted per day	**112 Ton**
Percentage of Pop. Served	**9%**	Percentage of solid waste lifted daily	**86%**
Total No. of Tube wells	**13**	Total No. of Streetlight	**316**
No. of tube wells working	**09**		
Sewerage Connections	**14874**	% Streetlight working	**84%**
% of HH connected with sewerage	**29%**	No. of Parks	**03**

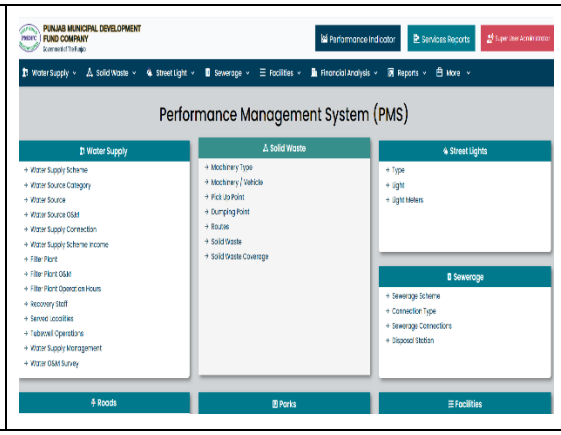

Computerized Financial Management System (CFMS)

CFMS is fully functional and requisite reports under Minimum Access Conditions (MACs) and Performance Measures (PMs) are being generated including;

- Cashbook, classified abstract
- Contingency Check register, Establishment Check register
- Water Consumer, and Shop Demand & Collection record
- Water & Shops arrears list
- Bank reconciliation

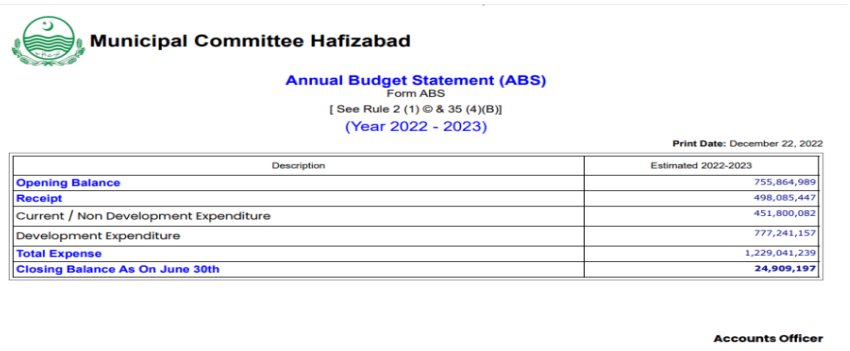

Municipal Committee Hafizabad

Annual Budget Statement (ABS)
Form ABS
[See Rule 2 (1) © & 35 (4)(B)]
(Year 2022 - 2023)

Print Date: December 22, 2022

Description	Estimated 2022-2023
Opening Balance	755,864,989
Receipt	498,085,447
Current / Non Development Expenditure	451,800,082
Development Expenditure	777,241,157
Total Expense	1,229,041,239
Closing Balance As On June 30th	24,909,197

Accounts Officer

Grievance Redress Management (GRM) System

1. Complaint Tracking System (CTS) has been transformed into GRM
2. GRM App (Android & IOS compatible) is fully functional
3. Login has been created for all related Officers to have access for complaint handling process
4. Citizens can register their complaints in writing, through voice messages, or in person.
5. Action and response timelines are laid down

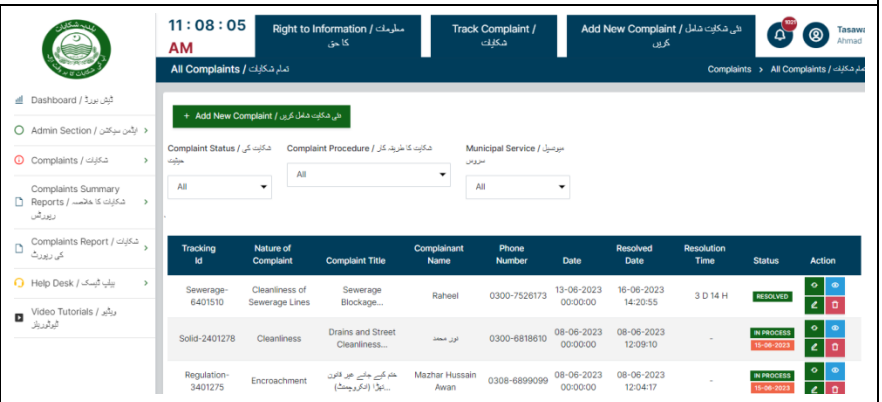

MC's Website

www.mchafizabad.lgpunjab.org.pk

1. Website of MC Hafizabad has been upgraded from static to dynamic
2. Information useful for citizens has been uploaded including budget, development sub projects, procurement, RTI-related data, , regulatory mechanism, construction permits related information, services maps, Environment & Social sector related information etc.
3. Citizens can complain through website, can share feedback, and can request access to information per RTI Act 2013



b. Other Initiatives

i. **Revenue Enhancement Plans** prepared for each MC. Own Source Revenues increased between 3-9% year-on-year.

ii. **Asset inventory** prepared/updated indicating: a) age; b) condition; and c) book value of assets.

iii. **Gap Analysis** of infrastructure and services undertaken in Muridke city for each municipal service.

iv. **Fuel & Energy Audit and Energy Management Plans** developed two years ago and their recommendations implemented through PCP funds. Have led to ***savings of 4,798 kWh in buildings. -78,168 kWh more consumption in Water Supply***, the reason that replacement of 2 Pump set was recommended based on the assessment carried out in 2019. The MC has undertaken replacement of 4 pumps which has resulted in significant improvement in the KPI for water supply. As seen from the KPI, the water supply pump sets are performing efficiently and the corresponding water supply to the MC has increased significantly. Moreover, number of operational pump sets and operational hours of the functional pump sets have increased due to which the annual energy consumption has increased. ***In Streetlights -17,344 kWh*** more consumption, the reason that there were only 130 MC owned operational lights with an average consumption of 845kWh/light/annum, whereas currently there are 301 operational lights with average energy consumption of 422kWh/light/annum. The MC has significantly improved its energy consumption per light fixture. Currently, the exercise is being undertaken again, along with MC staff training to replicate it in the future.

v. **Three-year, rolling, Integrated Development and Asset Management Plans (IDAMPs)** being developed for MC. The GIS-based asset inventories, Energy Audits, and EMPs are providing the data and evidence for them. Their development follows a highly participatory process, and IDAMPs are envisaged to replace the Annual Development Planning processes

vi. P**rocurement SOPs developed** to assist MCs adhere to PPRA Rules in procurements from all sources of funding.

vii. **Incremental application of environmental and social screening** including gender considerations, assessment, and mitigation processes on all infrastructure investments. Environmental and Social Instruments prepared and implemented as needed for social and environmental impacts.

viii. **Manuals for Operations & Maintenance** of assets developed earlier being updated to ensure optimum service provision. These lay down requirements for periodic and routine maintenance of assets for all municipal services.

6. Infrastructure Development Sub-Projects

Sr. #	Sub project	Cost (Rs. Million)	Status
1.	Construction of Roads	362.517	Work in progress
2.	Construction of Parking Shed	47.183	Result / Report of financial bid uploaded on PPRA
3.	Provision of Machinery & Equipment for SWM	297.175	Work in progress
4.	Maintenance & Rehabilitation (M&R) Projects		
	Group-A (Water Supply, Sewerage & Streetlights)	58.41	Completed
	Group-B (Repairs)	0.39	Completed
	Group-C (Supply Items)	7.95	Completed

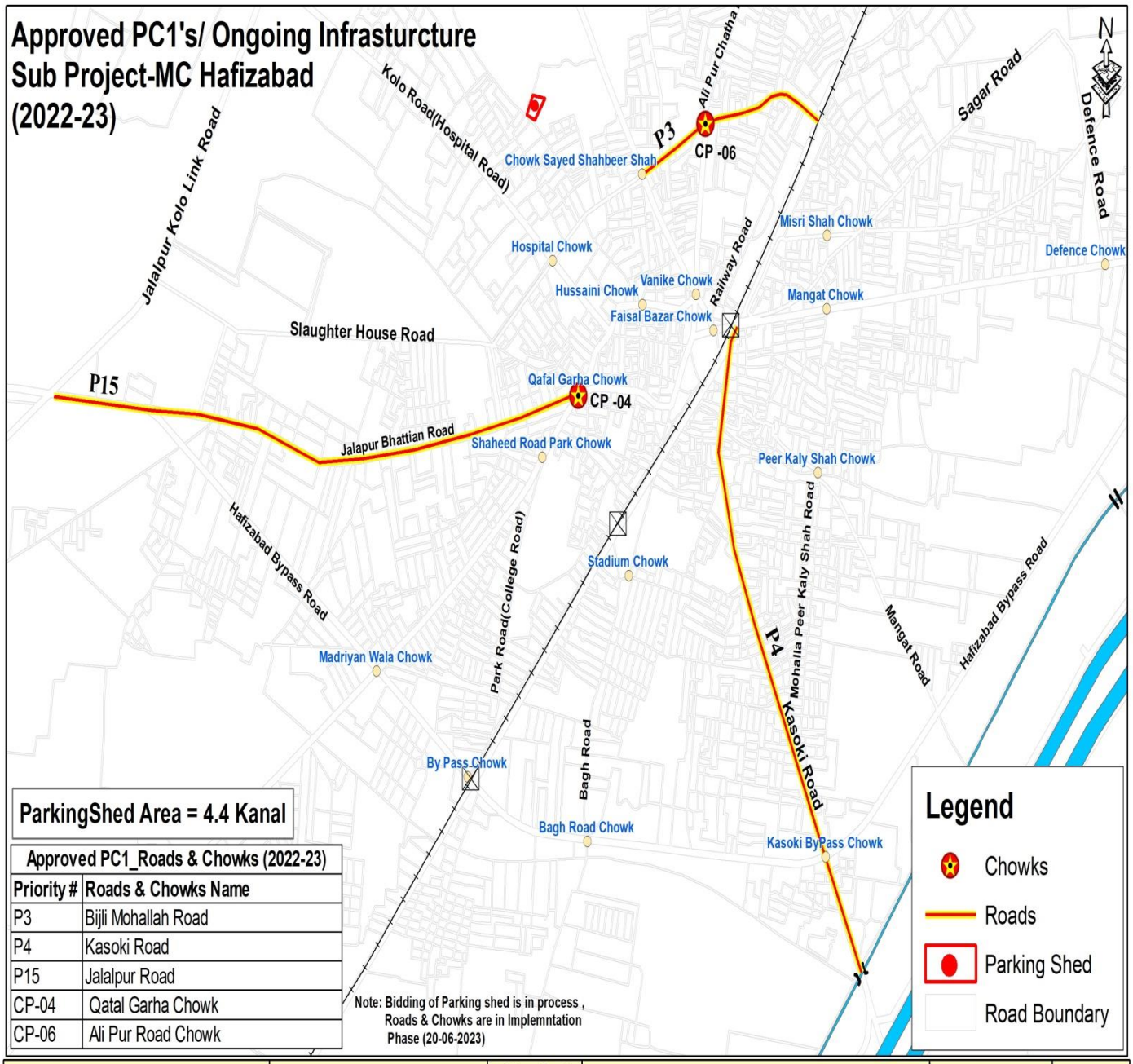
Approved PC1's/ Ongoing Infrasturcture
Sub Project-MC Hafizabad
(2022-23)
Jalalpur Kolo Link Road
Kolo Road(Hospital Road)
Ali Pur Chatha
P3
CP -06
Chowk Sayed Shahbeer Shah
Sagar Road
Defence Road
N
Misri Shah Chowk
Hospital Chowk
Defence Chowk
Railway Road
Vanike Chowk
Hussaini Chowk
Mangat Chowk
Faisal Bazar Chowk
Slaughter House Road
P15
Qafal Garha Chowk
CP -04
Jalapur Bhattian Road
Shaheed Road Park Chowk
Peer Kaly Shah Chowk
Hafizabad Bypass Road
Park Road(College Road)
Stadium Chowk
Mohalla Peer Kaly Shah Road
P4
Kasoki Road
Mangat Road
Hafizabad Bypass Road
Madriyan Wala Chowk
By Pass Chowk
Bagh Road
Bagh Road Chowk
Kasoki ByPass Chowk
ParkingShed Area = 4.4 Kanal
Approved PC1_Roads & Chowks (2022-23)
Priority # | Roads & Chowks Name
P3 | Bijli Mohallah Road
P4 | Kasoki Road
P15 | Jalalpur Road
CP-04 | Qatal Garha Chowk
CP-06 | Ali Pur Road Chowk
Note: Bidding of Parking shed is in process , Roads & Chowks are in Implemntation Phase (20-06-2023)
Legend
Chowks
Roads
Parking Shed
Road Boundary
PUNJAB MUNICIPAL DEVELOPEMENT FUND COMPANY
PROJECT:
PUNJAB CITIES PROGRAM (PCP)
Map Code
0414010623
Map Version
01
DISCLAIMER:
SOURCES OF INFORMATION PRESENTED IN THIS MAP IS BASED ON DATA PROVIDED BY MC, PHED & OTHER SOURCES.
Scale:
1:19,500
0 90 180 360
Meters
Date
June 2023